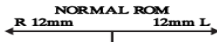


RANGE OF MOTION

RANGE OF MOTION GUIDELINES

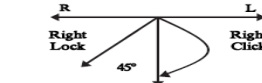
Dr. Brendan Stack, DDS, MS



Child: 54 ± 2 mm
Adult: 50 ± 2 mm
Straight Trajectory



Left side unilateral disc displacement **with** reduction
Left side unilateral disc displacement **without** reduction

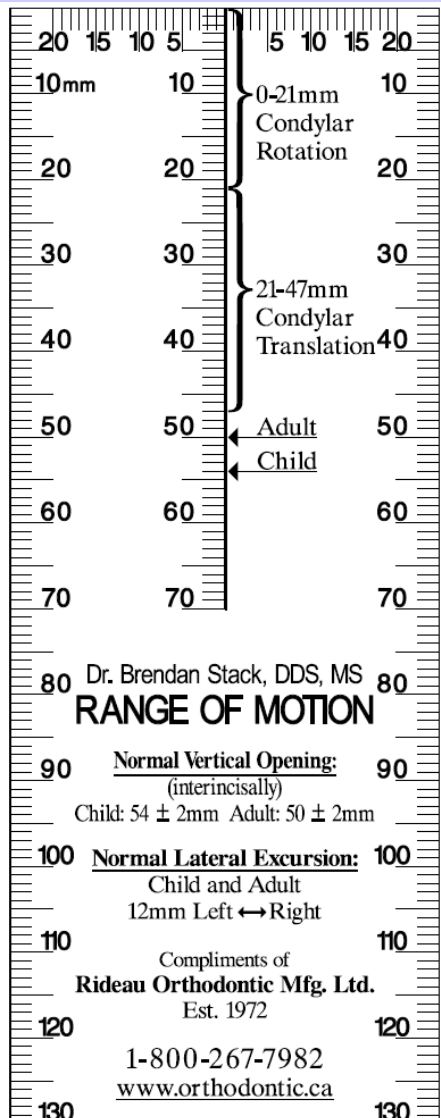


Right side unilateral disc displacement **without** reduction
Right side unilateral disc displacement **with** reduction



Bilateral disc displacement **with** reduction

Option: Using a pair of scissors or scalpel to place a y-cut to the 1mm side indicator line in order to create an indent for the incisal edge of an upper central.



Range of Motion Ruler Application:

An excellent tool in documenting:

- Range of Lateral Excursion
- Maximum Opening
- Occurrence and analysis of disc displacement.

A Range of Motion Ruler is included in the 10 Hour Continuing Educational DVD

Suggested Continuing Education Topics: Range of Motion, Cranial Distortions and TMJD Treatment

Dr. Brendan Stack's DVD Series
STACK OF KNOWLEDGE

ALTERNATIVE LIGHTWIRE FUNCTIONAL (ALF)

Drs. Darick Nordstrom, Brendan Stack, Gerald Smith and Gavin James

Rideau Orthodontic Mfg. Ltd

(800) 267-7982

orthodontic@orthodontic.ca

www.orthodontic.ca

E&OE